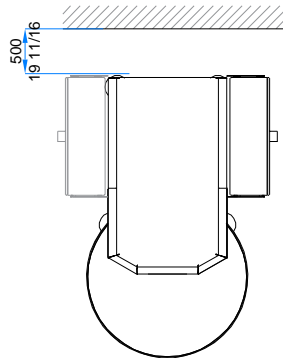
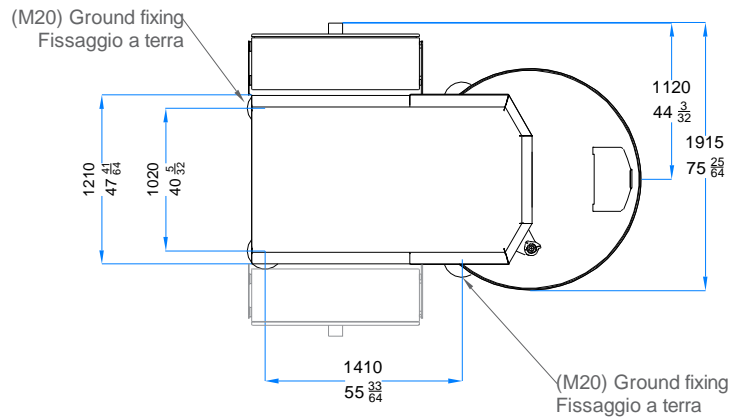
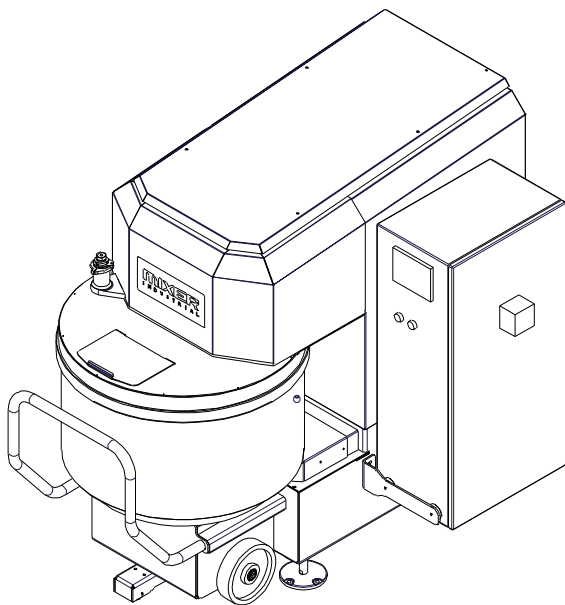


Electric connection
Connessione elettrica

ONLY FOR AUTOMATIC PLANT



Total installed power	Kw 78
Potenza totale installata	Hp 105
Nominal current	A 145
Assorbimento massimo	
Machine net weight	Kg 5300
Peso netto macchina	lb 11684
Bowl trolley net weight	Kg 1000
Peso netto carrello	lb 2200
Bowl volume	Lt 1200
Volume vasca	gal 317

Residual device switch must be in B-class
Necessario interruttore con protezione differenziale in classe B